

Castle Keep – Masons’ Mark Trail

Masons’ Marks are signs cut into stone, usually with a chisel or punch, some are geometric, and some letters often looking like primitive alphabets. Masons, particularly in medieval times, travelled widely and their marks identified the work they had carried out. These marks are common in stone buildings but should not be confused with Graffiti (i.e. names, dates, initials) which themselves often tell their own story.

Stone because of its durability is also often re-used and Masons’ Marks displayed in one building could originate from an earlier construction or indeed be from a newer building used to repair an older one.

There are numerous Masons’ Marks and Graffiti throughout the Castle Keep and previously unknown ones are often discovered. The following are some of the more visible and accessible marks/graffiti. On your wander through the Castle Keep see if you can spot them. If you do happen to come across any other marks please inform a member of staff.
Good Hunting.

Roof Area:

Spiral Staircase Turret	(Graffiti)	I D N n
Inside Observation Turret	(Graffiti)	W G 1898
Outside Observation Turret	(Graffiti)	O CARR
Battlement between Turrets	(Graffiti)	R DARC
Roof paving stone	(Construction date)	1972

Spiral Staircase:

Adjacent Unfinished Staircase Gallery (Mason Mark)



Unfinished Staircase Gallery:

Open archway overlooking Great Hall (Mason Mark)



Exterior Wall (Mason Mark)














Exterior Wall (Mason Mark)



Exterior Wall, window recess (Mason Mark)



Great Hall:		
Adjacent small display cabinet	(Graffiti)	Mitchell
King's Chamber:		
Fireplace	(Mason Mark)	
Exterior Wall	(Mason Mark)	
Exterior Wall	(Mason Mark)	
Exterior Wall	(Graffiti) Pipe holder carved into stone in shape of face	
Interior Wall	(Graffiti)	JOHN DANBY
Interior Wall	(Graffiti)	THOMAS CUTHBERT
Queen's Chamber Garderobe:		
In floor	(Mason Mark)	
Garrison Room:		
Central Column 2 metre height	(Mason Mark)	
Central Column 2 metre height	(Mason Mark)	
Ante-room to Chapel:		
Archway to Chapel	(Mason Mark)	
Archway to Chapel	(Mason Mark)	
Chapel:		
1 metre height below Arch	(Mason Mark)	
Below Arch	(Mason Mark)	
Below Arch	(Graffiti)	
Exterior:		
Adjacent Garrison Room Door	(Mason Mark)	